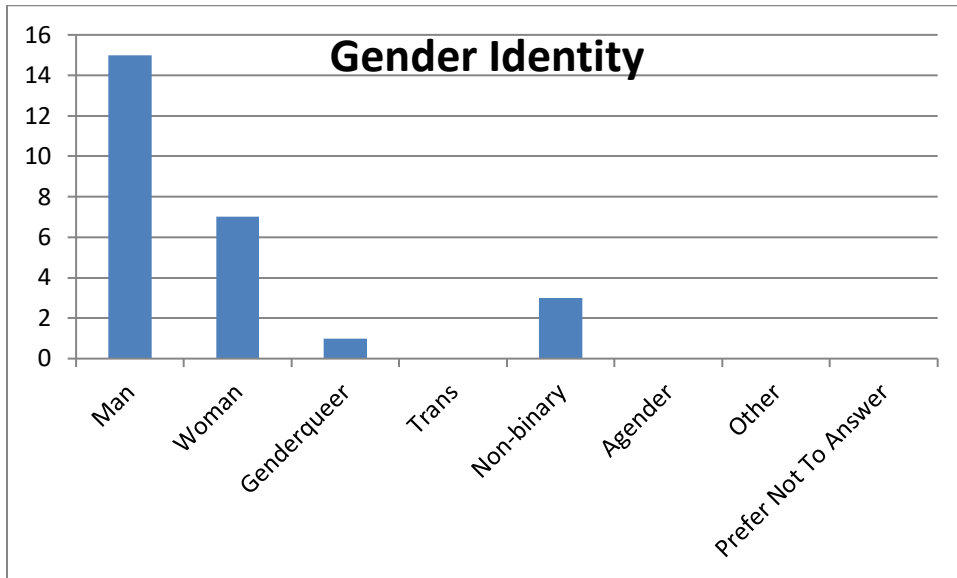
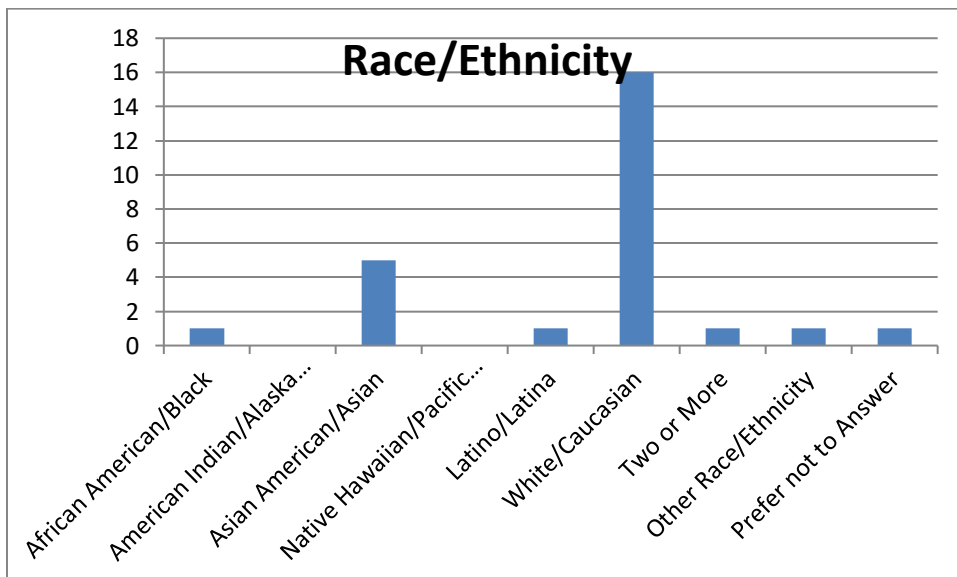


Winter 2015 Diversity Survey Responses

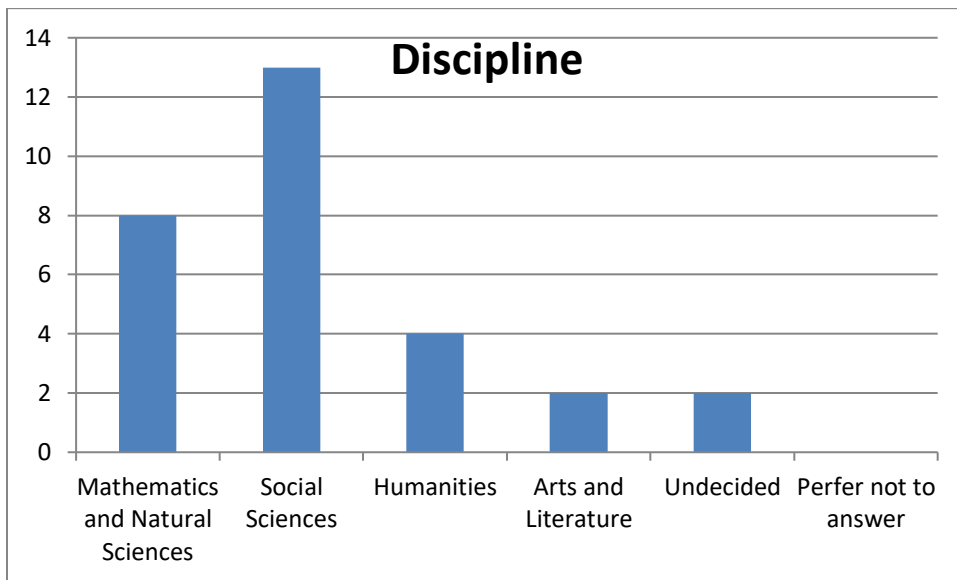
In Winter 2015, the CSA Senate conducted a survey of its members' diversity. See the appendix for the questions. For the answers, see below:



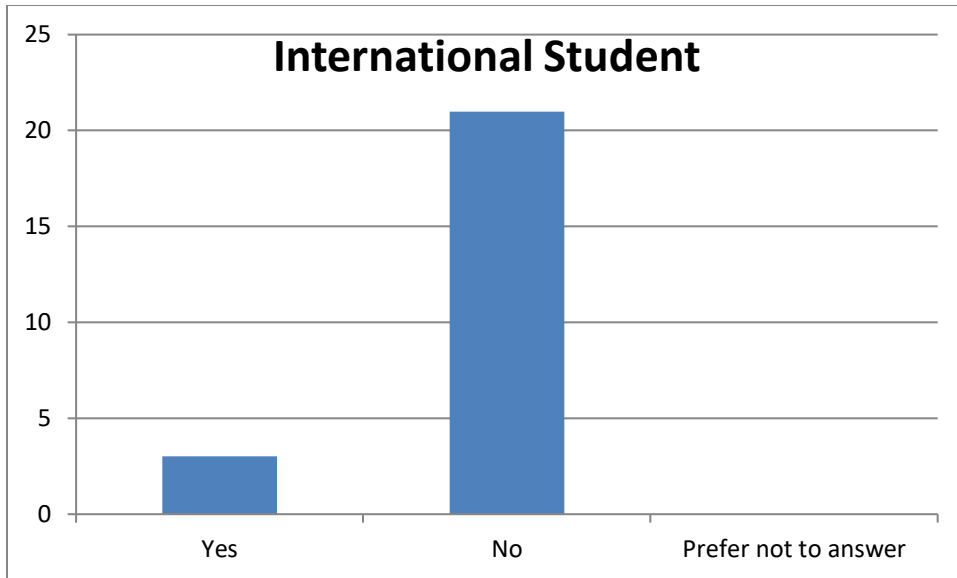
Man: 63%
Woman: 29%
Genderqueer: 4%
Trans: 0%
Non-Binary: 13%
Agender: 0%
Other: 0 %
Prefer not to Answer: 0%



African American/Black: 4%
American Indian/Alaska Native: 0%
Asian American/Asian 21%
Native Hawaiian/Pacific Islander: 0%
Latino/Latina: 4%
White/Caucasian: 67%
Two or More Races/Ethnicities: 4%
Other Race/Ethnicity: 4%
Prefer Not to Answer: 4%

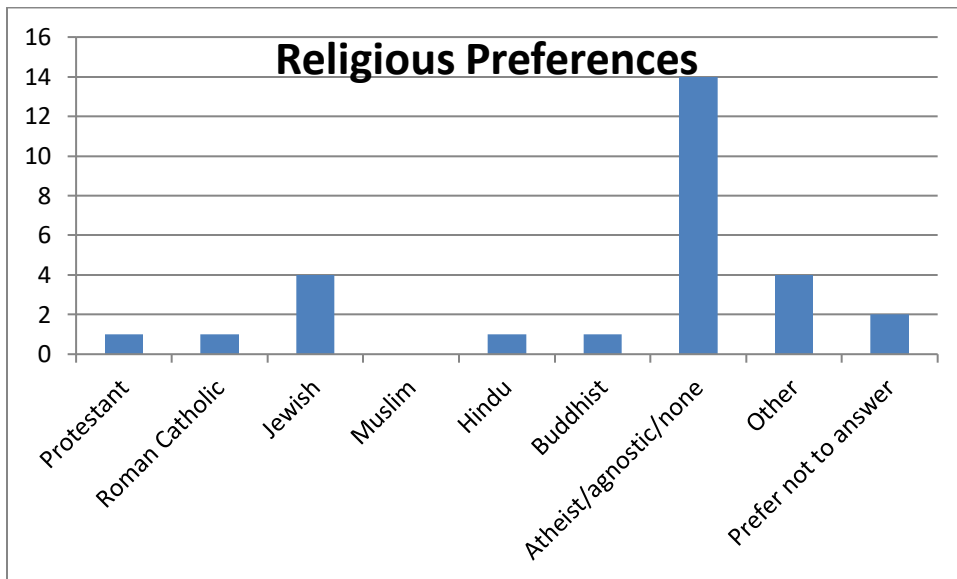


Mathematics/Natural Sciences: 33%
Social Sciences: 54%
Humanities: 17%
Arts/Literature: 8%
Undecided: 8%
Prefer Not to Answer: 0%



Yes: 13%

No: 88%



Protestant: 4%

Roman Catholic: 4%

Jewish: 17%

Muslim: 0%

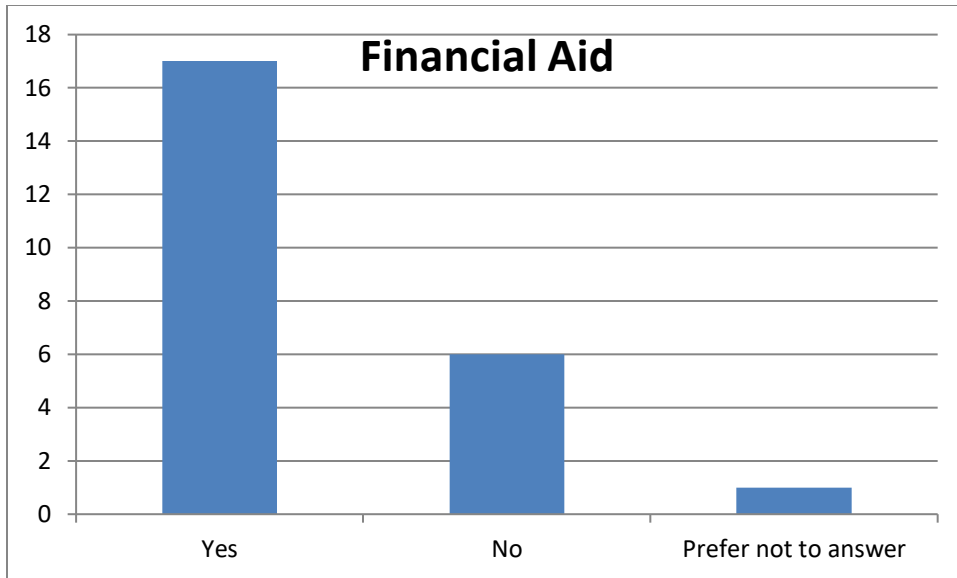
Hindu: 4%

Buddhist: 4%

Atheistic/Agnostic/None: 58%

Other: 17%

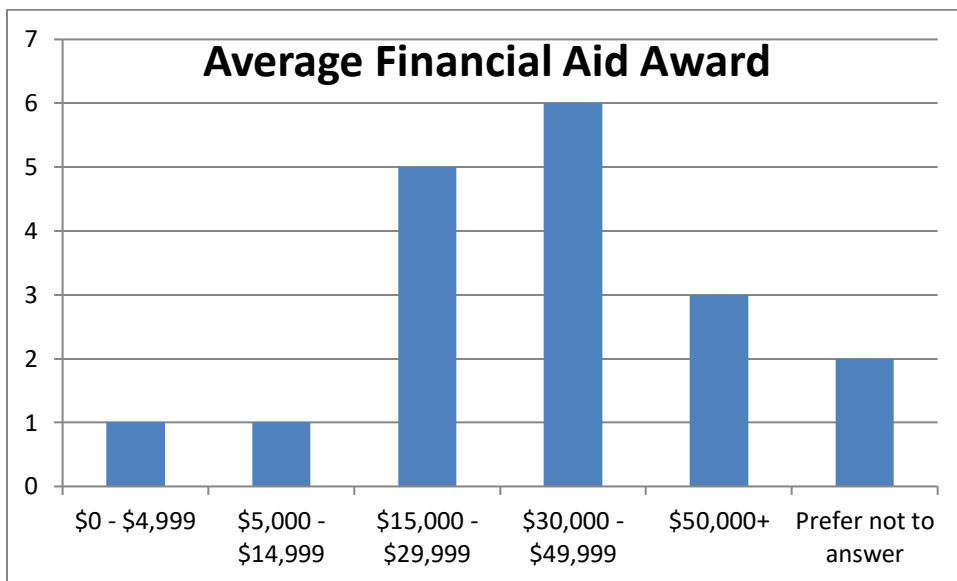
Prefer Not to Answer: 8%



Yes: 71%

No: 25%

Prefer Not to Answer: 4%



Note: Percentages for annual financial award are based on the responses from those who indicated that they DID receive financial aid or they prefer not to answer.

\$0 - \$4,999: 6%

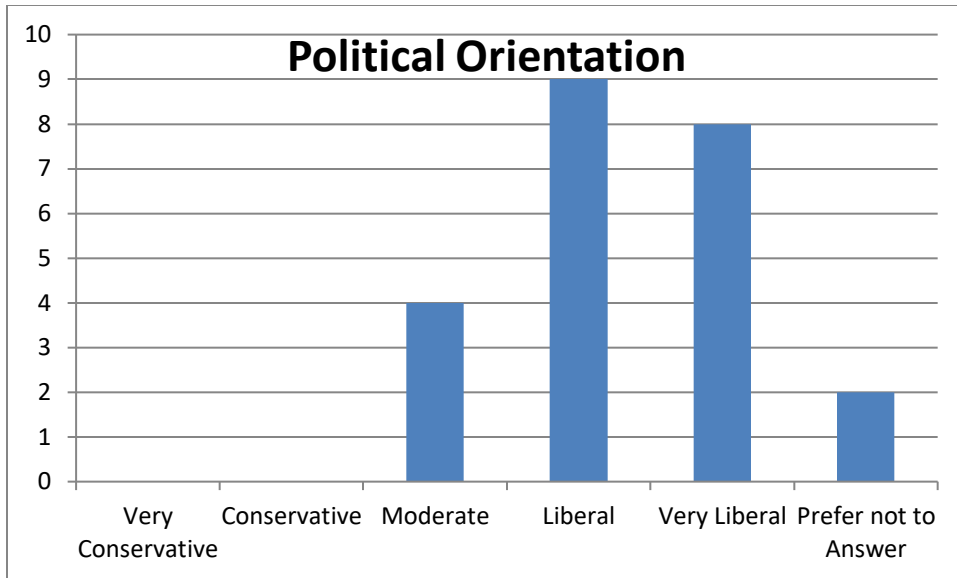
\$5,000 - \$14,999: 6%

\$15,000 - \$29,999: 28%

\$30,000 - \$49,999: 33%

\$50,000+: 17%

Prefer Not to Answer: 11%



Very Conservative: 0%

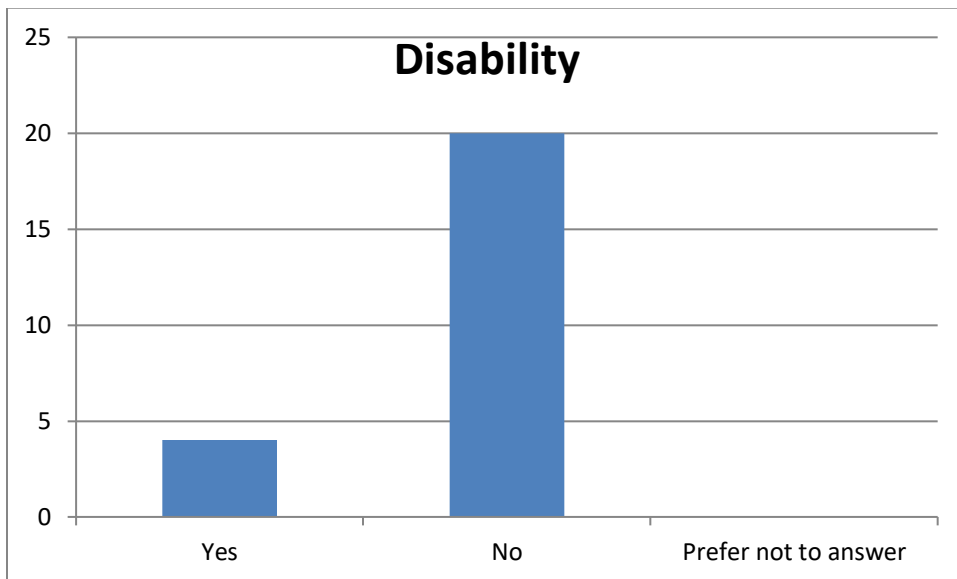
Conservative: 0%

Moderate: 17%

Liberal: 38%

Very Liberal: 33%

Prefer Not to Answer: 8%



Yes: 17%

No: 83%

Appendix

Winter 2015 Diversity Survey Questions

What words do you use to describe your gender (circle all that apply):

- Man
- Woman
- Genderqueer
- Trans
- Non-binary
- Agender
- Other
- Prefer Not To Answer

Race/Ethnicity (circle all that apply):

- African American/Black
- American Indian/Alaska Native
- Asian American/Asian
- Native Hawaiian/Pacific Islander
- Latino/Latina
- White/Caucasian
- Two or More Races/Ethnicities
- Other Race/Ethnicity
- Prefer not to Answer

Discipline (circle all that apply):

- Mathematics and Natural Sciences
- Social Sciences
- Humanities
- Arts and Literature
- Undecided
- Prefer not to answer

International Student (circle one):

- Yes
- No
- Prefer not to answer

What are your religious preferences (circle all that apply)?

- Protestant
- Roman Catholic
- Jewish

- Muslim
- Hindu
- Buddhist
- Atheist / agnostic / none
- Other
- Prefer not to answer

Do you receive financial aid (circle one)?

- Yes
- No
- Prefer not to answer

If you receive financial aid, what has been your average annual financial award (excluding loans, circle one)?

- \$0 - \$4,999
- \$5,000 - \$14,999
- \$15,000 - \$29,999
- \$30,000 - \$49,999
- \$50,000+
- Prefer not to answer

How would you describe your political orientation (circle one)?

- Very Conservative
- Conservative
- Moderate
- Liberal
- Very Liberal
- Prefer not to Answer

Do you have a disability (circle one)?

- Yes
- No
- Prefer not to answer