

Senior Survey 2007-08

Summary of Selected Results

Office of Institutional Research & Assessment
Carleton College

February 09

IRA

1

About the Survey

- Joint effort between Career Center, Institutional Research, Alumni Affairs and ITS
- Included both COFHE Senior Survey items and locally developed questions
- Question format varied between selected response and open ended
- Survey was administered online

February 09

IRA

2

This Report

- Provides summary level information from the results
- Focuses on data from selected response questions
- Complete report available through the IRA Office

Response Rate

- A total of 317 responses were received
- Unknown how many students were asked to complete the survey

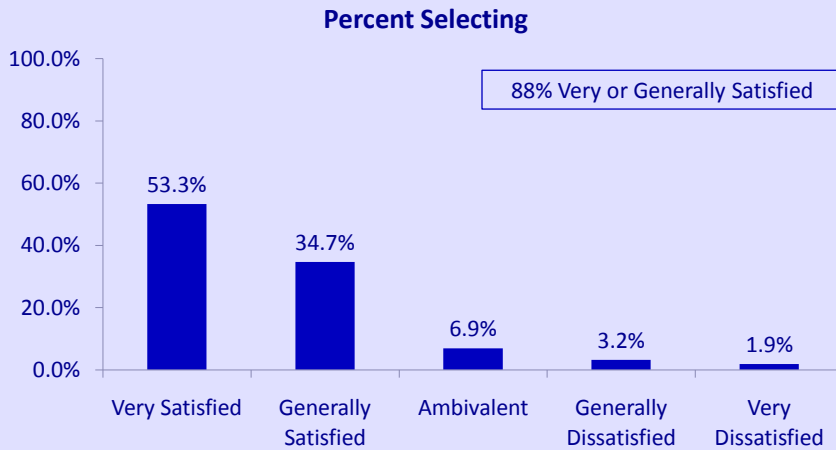
SENIOR SATISFACTION

February 09

IRA

5

Overall, how satisfied have you been with your undergraduate education?



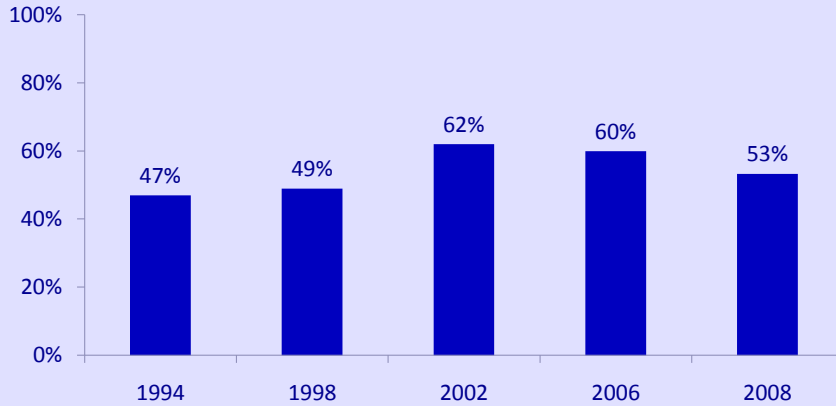
February 09

IRA

6

Trend: Overall, how satisfied have you been with your undergraduate education?

Percent Selecting Very Satisfied



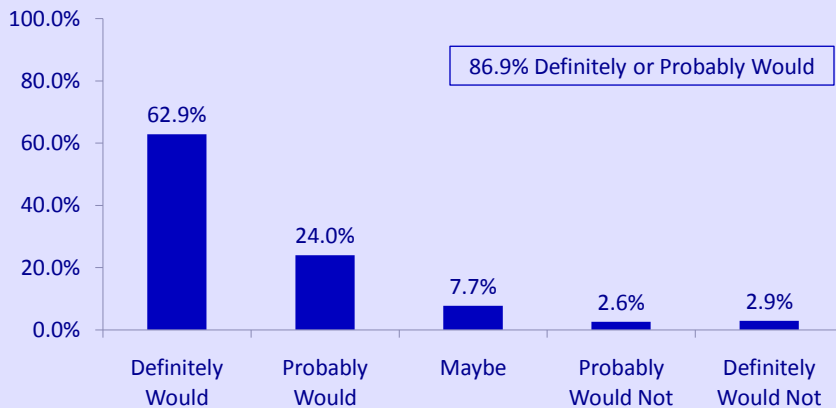
February 09

IRA

7

Would you encourage a high senior who resembles you when you were a high school senior (same background, ability, interests, and temperament) to attend Carleton?

Percent Selecting



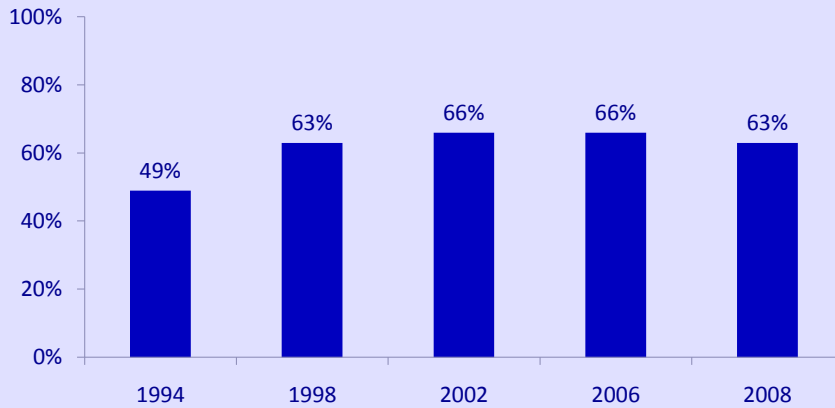
February 09

IRA

8

Trend: Would you encourage a high senior who resembles you when you were a high school senior (same background, ability, interests, and temperament) to attend Carleton?

Percent Selecting Definitely Would



February 09

IRA

9

90% or More Seniors were Very Satisfied or Satisfied with...

Item	Percent Selecting Very Satisfied or Satisfied
Recreational and intramural opportunities	98.9%
Opportunities to participate in extracurricular opportunities	98.7%
Club sport opportunities	98.5%
Size of classes	98.0%
Other courses	97.4%
Laboratory facilities and equipment	97.4%
Library facilities and resources	97.4%
Classrooms	97.4%
Computer facilities and resources	97.3%
Overall quality of instruction	96.8%

February 09

IRA

10

90% or More Seniors were Very Satisfied or Satisfied with... (continued)

Item	Percent Selecting Very Satisfied or Satisfied
Out of class availability of faculty	96.7%
Foreign language facilities	96.6%
Courses in your major field	95.4%
Study off-campus or abroad	95.0%
Athletic facilities	94.7%
Tutorial help or other academic assistance	93.8%
Humanities and arts courses	93.4%
Intercollegiate athletic opportunities	92.5%
Extra-curricular speakers, cultural offerings, and events	92.3%
Independent study or self-designed courses	92.1%

February 09

IRA

11

90% or More Seniors were Very Satisfied or Satisfied with... (continued)

Item	Percent Selecting Very Satisfied or Satisfied
Student employment program	92.1%
Social science courses	91.7%
Financial services (Business office, student accounts, etc)	91.3%

February 09

IRA

12

More than a Third of Seniors were Very Dissatisfied or Dissatisfied with...

Item	Percent Selecting Very Dissatisfied or Dissatisfied
Food services	62.8%
Internships	49.7%
Student health services	45.7%
Ethnic/racial diversity of the campus	44.7%
Climate for minority students on campus	44.0%
Student housing office/services	41.5%
Career services	36.8%
Opportunities to participate in research with a faculty member	35.4%
Student government	34.1%

February 09

IRA

13

Supplementary Questions: Percent Selecting Strongly Agree or Somewhat Agree

Supplementary Question	2007	2008
I had adequate opportunities to do interdisciplinary work	80%	81%
The purpose of the college's requirements was clear to me	85%	78%
My ability to make the ethical decisions has improved	75%	78%
I had adequate opportunities to explore the curriculum before declaring a major	77%	75%
About 1/3 rd of Carleton courses are required; this seems about the right number of requirements	73%	75%
Taking fewer courses during my senior year so that I would have more time to explore post-Carleton options would have been a good thing	66%	73%
Requirements introduced me to different forms of inquiry	73%	72%
The skills I learned in my required courses gave me the tools necessary for further academic work	69%	69%

February 09

IRA

14

Supplementary Questions: Percent Selecting Strongly Agree or Somewhat Agree

Supplementary Question	2007	2008
I have acquired a usable level of a second language during my time at Carleton (including off-campus study)	65%	68%
I have had adequate opportunities to work on "real-life" problems, i.e. problems which many (sic) not have one right answer, in my academic work	76%	68%
Language study has enhanced my global awareness	67%	67%
I anticipate that I will use my second language in my future life and work	62%	60%
Requirements were helpful in giving me a sense of direction when I was a new student	60%	55%
There are a lot of classes I would not have taken at Carleton were it not for requirements	47%	51%

February 09

IRA

15

Supplementary Questions: Percent Selecting Strongly Agree or Somewhat Agree

Supplementary Question	2007	2008
I wish I had been required to take a course in creative or performing arts at Carleton	46%	47%
Had I been given a choice, I would have substituted a culture class taught in English in lieu of my last language course	33%	39%
My RAD course helped me better understand global issues	42%	39%
My RAD course helped me better understand my own cultural background(s)	29%	28%
A senior portfolio would be a useful way of documenting my college learning	31%	25%
Taking stock of my writing skills at the mid-point of my time at Carleton (the Writing Portfolio) was useful	27%	21%

February 09

IRA

16

Which of the Five Categories BEST Describes What Will You be Doing in September 2008

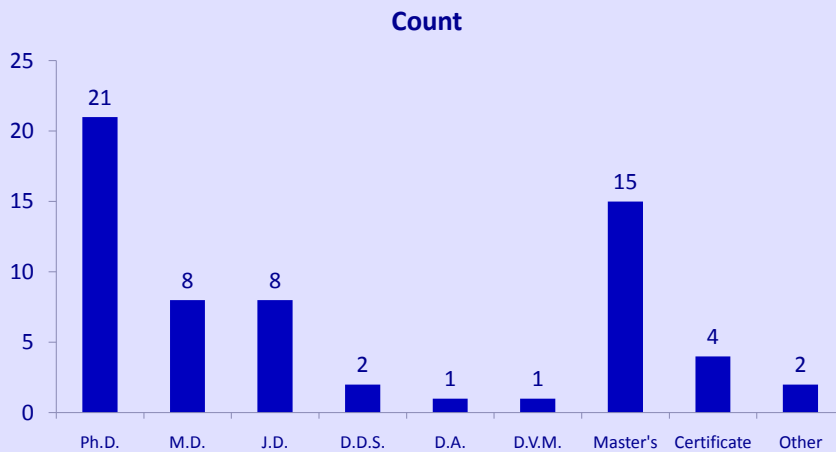
Category	Count	Percent Selecting
Further Education (you have been accepted by a program)	71	22.4%
Employment/Volunteer Services (you have accepted a position)	125	39.4%
Other Plans (Travel, etc.)	21	6.6%
Not employed but seeking employment	100	31.5%
Not employed but not seeking employment		

February 09

IRA

17

Type of Degree Sought Students Seeking Further Education in Sept. 2008



February 09

IRA

18

Most Frequently Listed Fields of Study Students Seeking Further Education in Sept. 2008

Field of Study	Count
Medicine	8
Law	7
Chemistry	4
Computer Science	3
Dentistry	2
Education	2
Geology	2
Mathematics	2
Nutrition	2
Physics	2
Public Health	2

February 09

IRA

19

Most Frequently Listed Name of Institution Attending Students Seeking Further Education in Sept. 2008

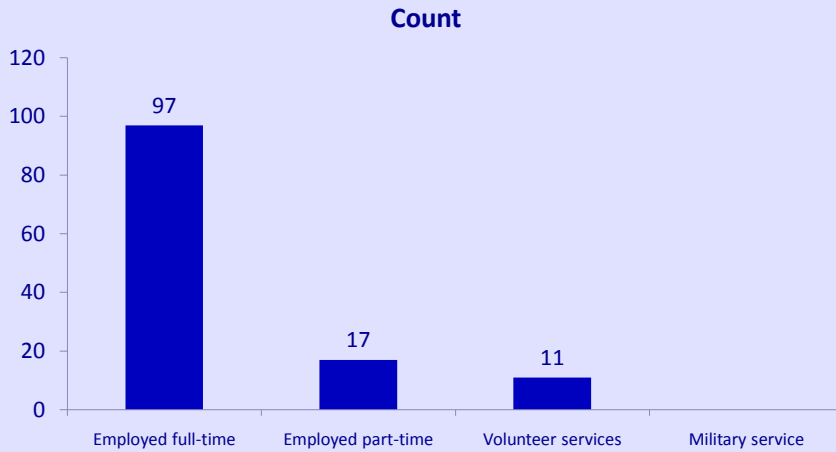
Name of Institution Attending	Count
University of Minnesota	8
Carleton College	4
University of Washington	3
Cornell University	2
Northwestern University	2
Tufts University	2
University of Iowa	2
UW-Madison	2

February 09

IRA

20

Type of Employment or Service Students Engaging in Employment/Volunteer Services in Sept. 2008



February 09

IRA

21

Most Frequently Listed Primary Industry or Sector of Employment Students Engaging in Employment in Sept. 2008

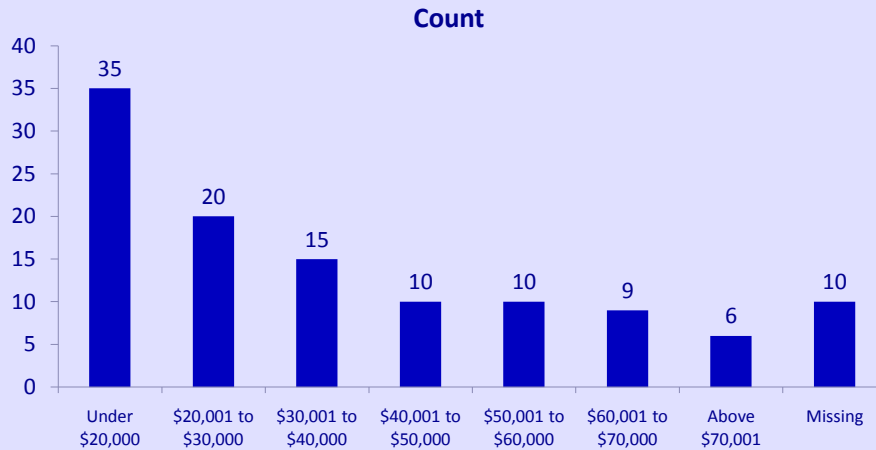
Industry or Sector of Employment	Count
Not reported	49
Research Laboratory	10
Education - Other	6
Other Non-Profit Organization	6
Education – Elementary Schools	5
Education – Secondary Schools	5
Government - Federal	5

February 09

IRA

22

Reported Salaries Students Engaging in Employment in Sept. 2008



February 09

IRA

23

Intention to Pursue Additional Education in the Future

Response	Count	Percent
Plan to enroll: within 4 years of graduation	156	49.2%
Plan to enroll: 4 or more years following graduation	10	3.2%
Plan to enroll: no specific time frame	57	18.0%
No plans to pursue additional education at this time		
No response*	77	24.3%

*In response to a previous question, 70 of these students indicated that they would be pursuing further education beginning September 2008. The corrected figures for Plan to enroll: within 4 years of graduation appear below

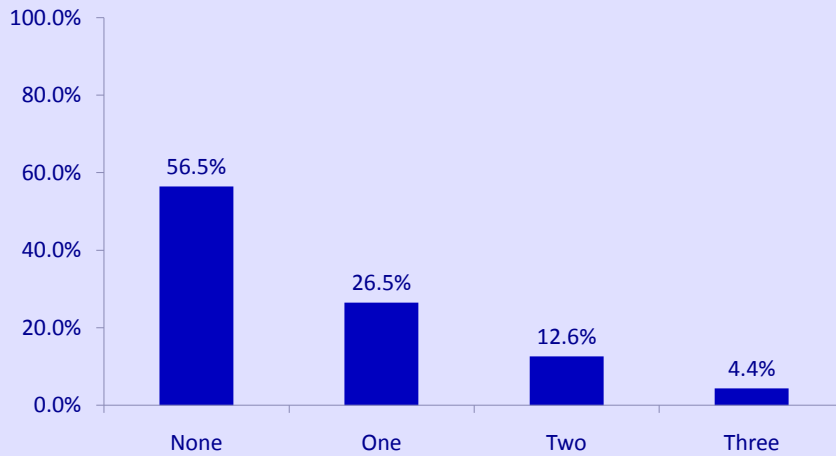
Plan to enroll: within 4 years of graduation	226	71.3%
----------------------------------------------	-----	-------

February 09

IRA

24

Percentage of Respondents by Number of Internships Reported

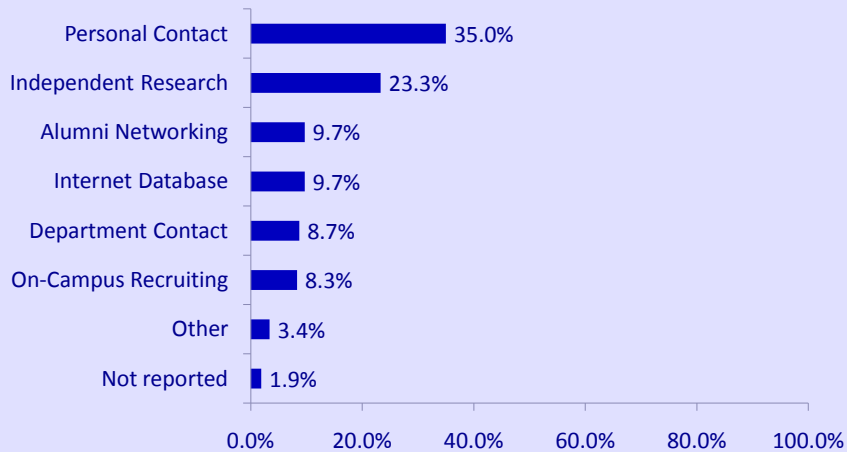


February 09

IRA

25

How Internship was Located by Percentage of Respondents Selecting



February 09

IRA

26

Your Analysis, Please

- What was surprising or didn't fit with your perception of Carleton?
- What were strengths of Carleton that should be maintained?
- What was worrisome that should be addressed?
- Who else should see this information and how?