

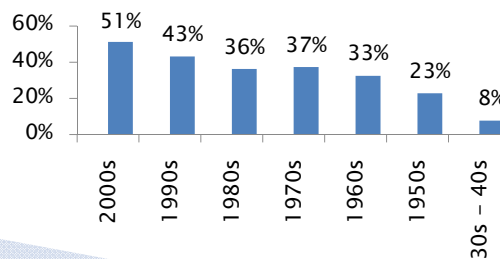
Carleton College

2009 Alumni Survey Selected Results by Class Decade

1

2009 Alumni Survey

- ▶ Administered Spring 2009
 - Web-only, with multiple follow-ups
 - Survey instrument shared by 31 similar institutions
- ▶ Overall Response Rate 36% (8,248 of 22,808)
 - Female rate 38% Male rate 35%
 - “Graduated” rate 42% “Did not graduate” rate 10%
 - Class Decade rates



2

Alumni responses by class decade as a percent of the total

	Alums Invited to Participate		Respondents	
	Count	% of total	Count	% of total
1920s	11	0%	0	0%
1930s & 40s	1473	6%	114	1%
1950s	2086	9%	476	6%
1960s	2970	13%	966	12%
1970s	4118	18%	1540	19%
1980s	4693	21%	1703	21%
1990s	4606	20%	1988	24%
2000s	2851	13%	1461	18%
Total	22808	100%	8248	100%

3

Sections

I Outcomes of attending Carleton College
(including some institutional/national data)

II Post-graduate education and careers

III Statements of agreement

IV Changes

Also: Select comparisons with other participating
types of colleges (*1997-1999 classes only*)

4

**Based on what you know
now, how well do you think
your undergraduate
experience prepared you to:**

Response options:

Very Poorly

Less than Adequately

Adequately

More than Adequately

Very Well

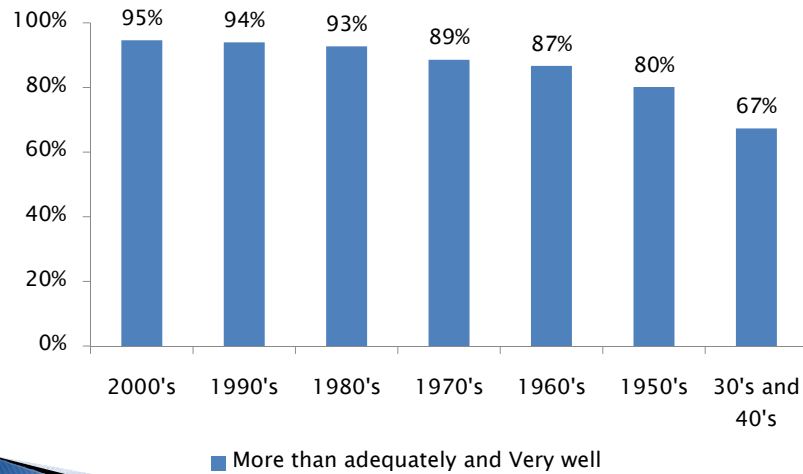
5

Doing

- » Top 3 Outcomes:
 - Think analytically & logically
 - Write effectively
 - Acquire new skills & knowledge on your own

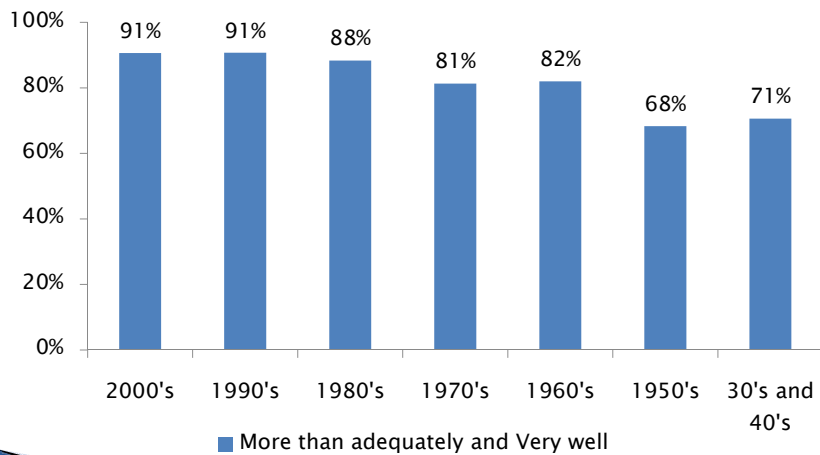
6

Think analytically and logically



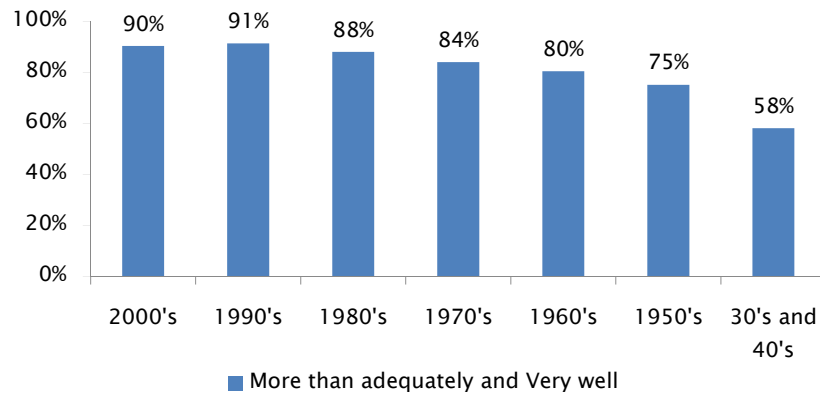
7

Write effectively



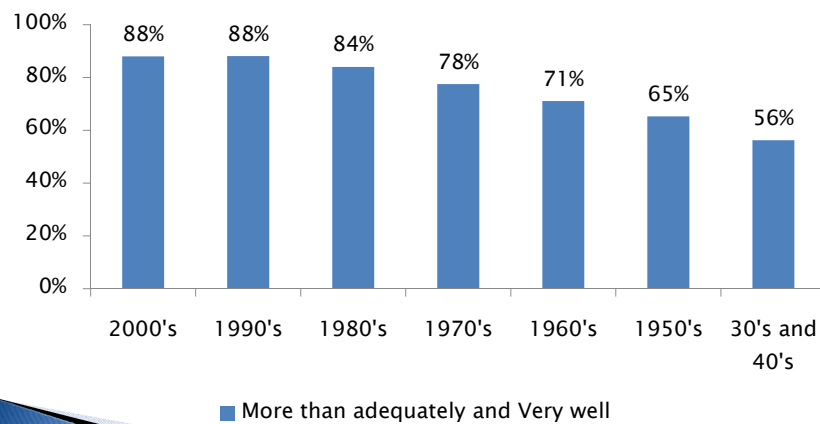
8

Acquire new skills and knowledge on your own



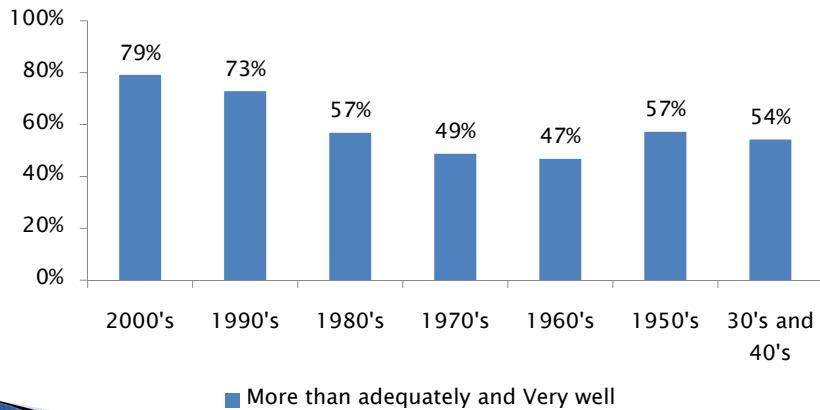
9

Formulate original ideas and creative solutions



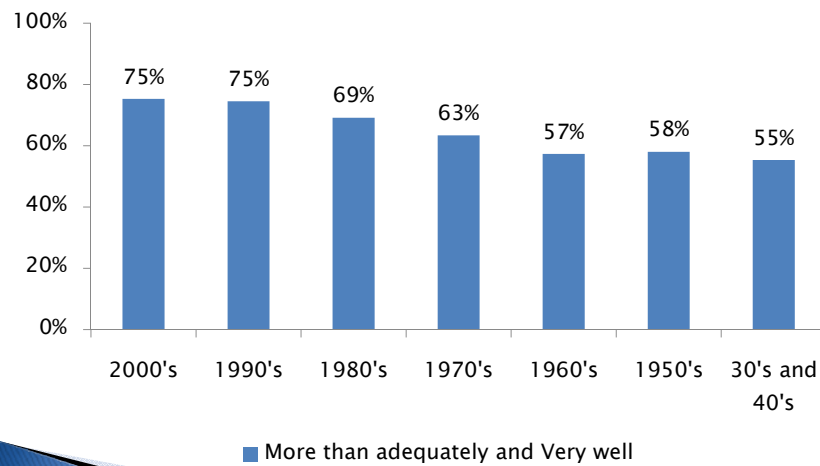
10

Work effectively as a member of a team



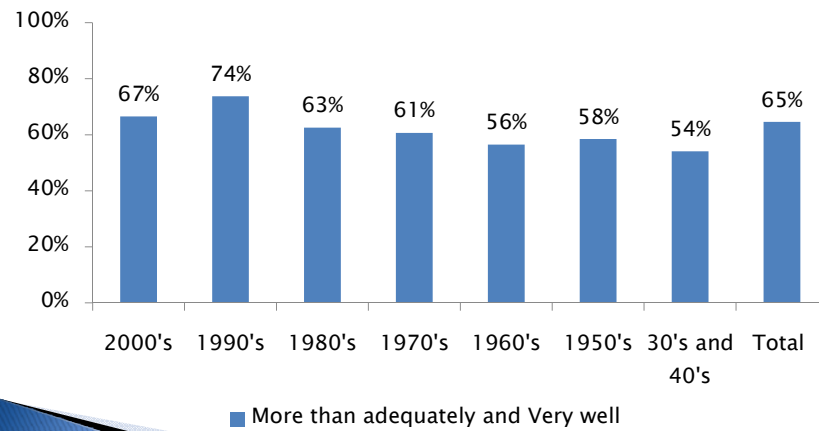
11

Communicate well orally



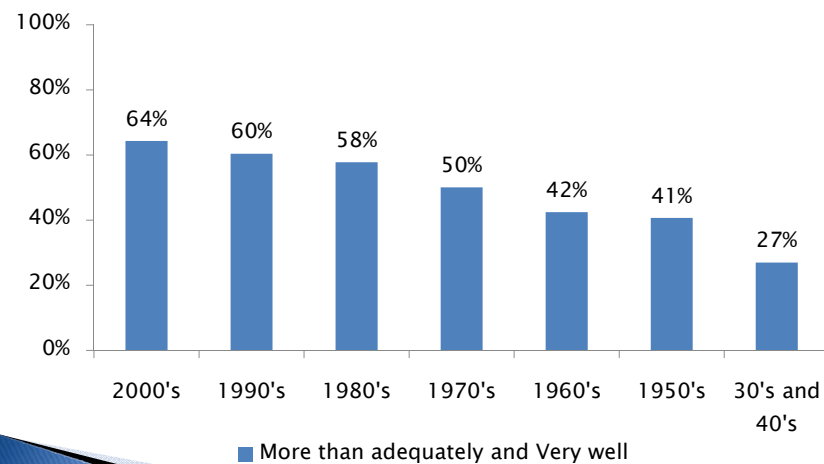
12

Relate well to different races/nations/religions



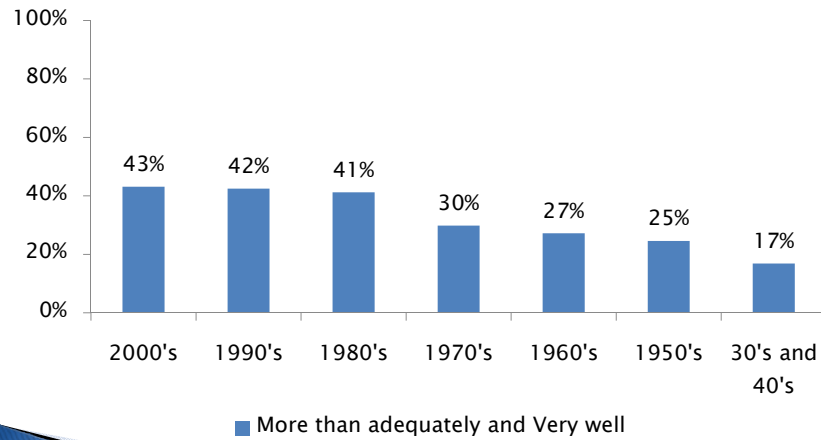
13

Use quantitative tools



14

Read or speak in a foreign language



15

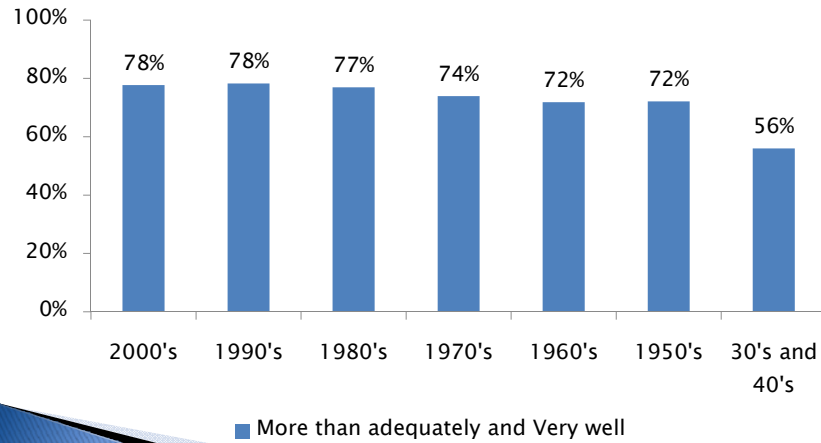
Knowing

» Top 3 outcomes:

- Understand the significance of art, music, literature, and drama
- Gain in-depth knowledge of a field
- Understand social problems

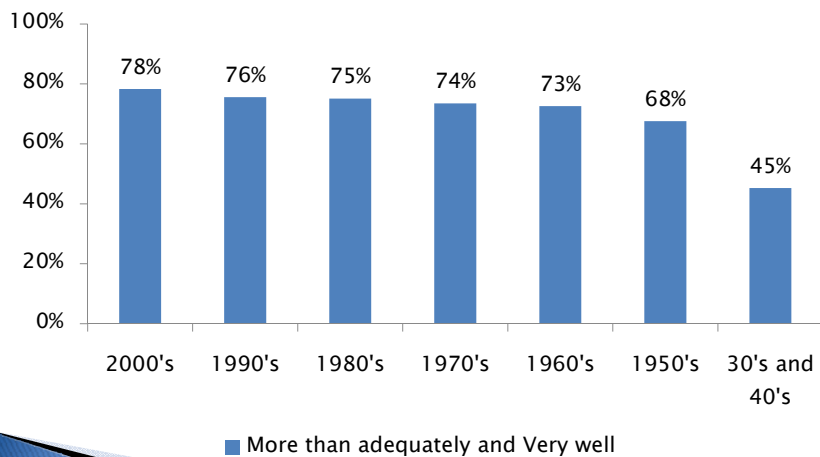
16

Understand the significance of art, music, literature, & drama



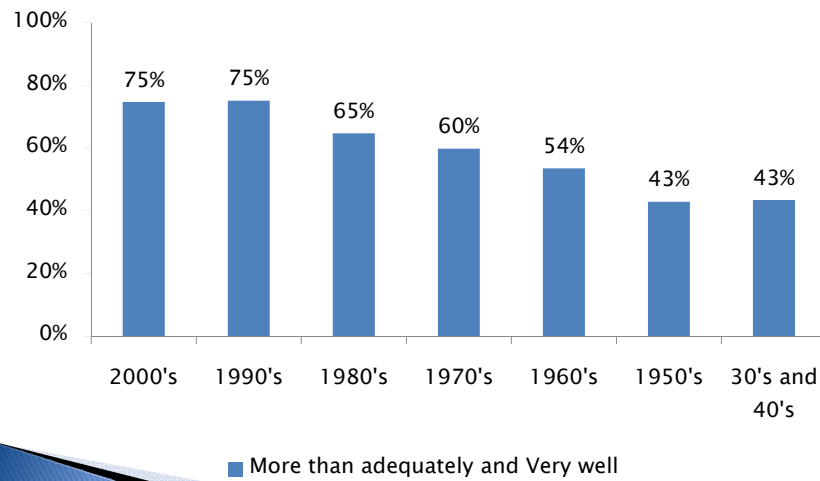
17

Gain in-depth knowledge of a field



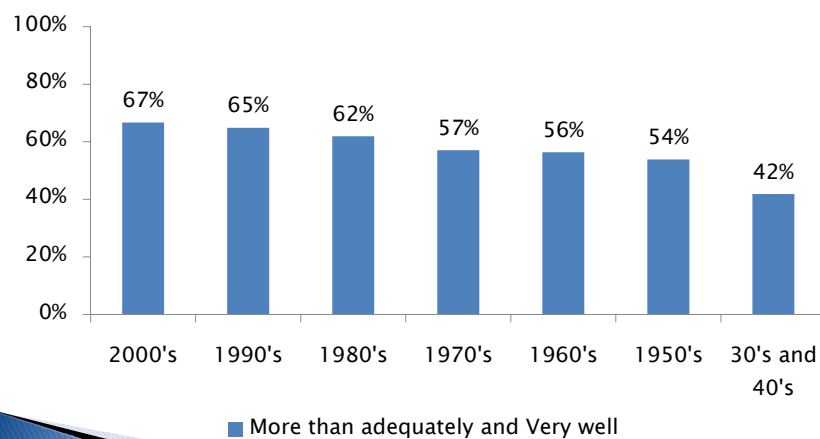
18

Understand social problems



19

Understand role of science and technology in society



20

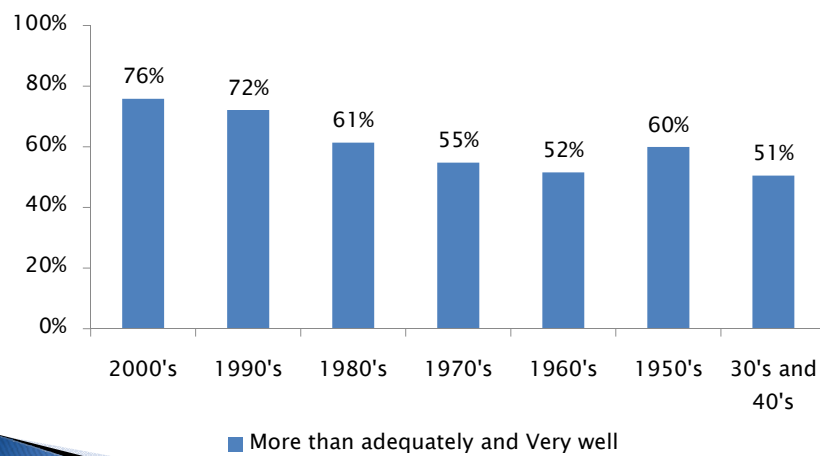
Being

» Top 3 outcomes

To be self-confident
Be an active member of a
community
Be an effective leader

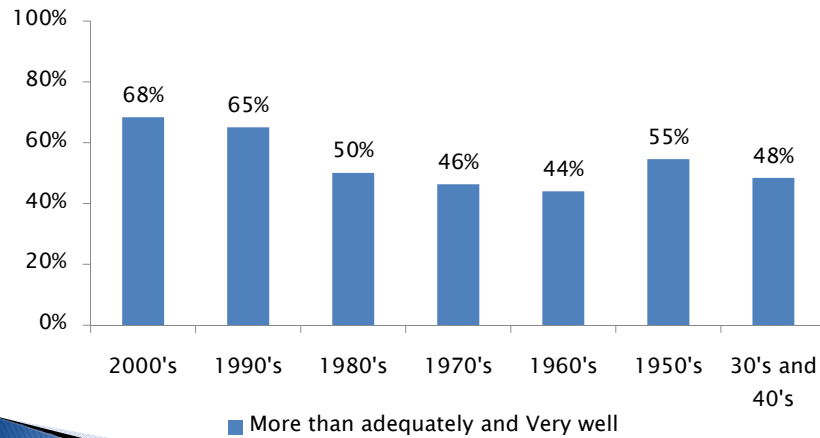
21

To be self-confident



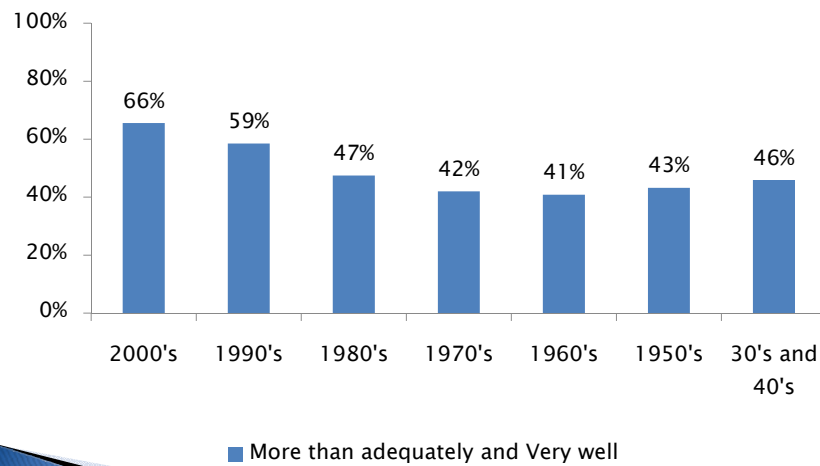
22

Be an active member of a community



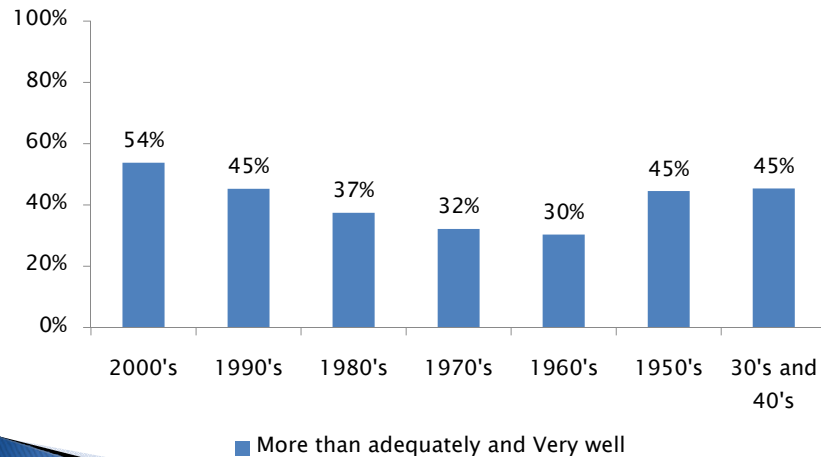
23

Be an effective leader



24

Maintain a healthy lifestyle



25

Peer Comparison: Knowledge skills

(1997-99 classes only)

Knowledge Skills	Carleton	Coed Colleges	Women's Colleges	Ivy Universities	Other Universities	Carleton Rank among peer groups
Think analytically and logically	95%	92%	87%	87%	89%	1
Write effectively	92%	85%	84%	77%	68%	1
Acquire new skills and knowledge on your own	91%	87%	85%	83%	84%	1
Formulate creative original ideas and solutions	89%	85%	79%	76%	76%	1
Communicate well orally	75%	73%	73%	63%	57%	1
Gain in-depth knowledge of a field	75%	69%	72%	68%	70%	1
Use quantitative tools	61%	50%	54%	55%	66%	2
Read or speak a foreign language	42%	33%	42%	34%	26%	1

26

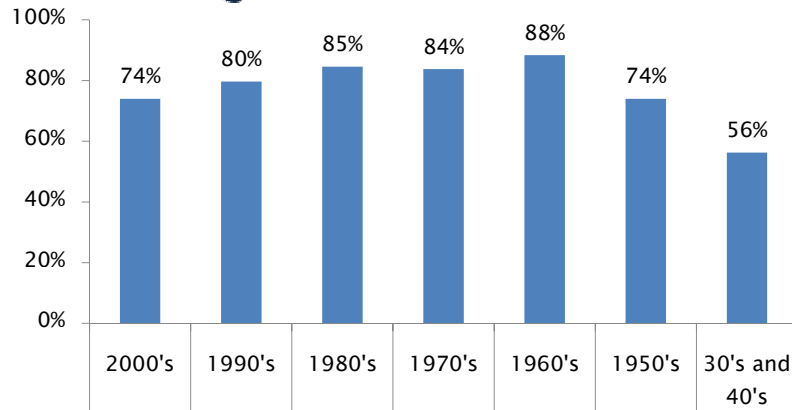
Peer Comparison: Life skills

(1997-99 classes only)

Life Skills	Carleton	Coed Colleges	Women's Colleges	Ivy Universities	Other Universities	Carleton Rank among peer groups
Work effectively as a member of a team	77%	73%	72%	67%	68%	1
Understand the significance of art, music, literature, & drama	76%	81%	77%	70%	58%	3
Be self-confident	74%	74%	78%	69%	67%	2
Understand social problems	73%	77%	75%	63%	54%	3
Relate well to those of other nations/races/religions	68%	77%	84%	74%	73%	5
Understand role of science and technology in society	67%	57%	59%	62%	70%	2
Be an active member of your community	64%	66%	70%	58%	52%	3
Be an effective leader	58%	63%	66%	60%	56%	4
Maintain a healthy lifestyle	45%	45%	45%	34%	36%	1

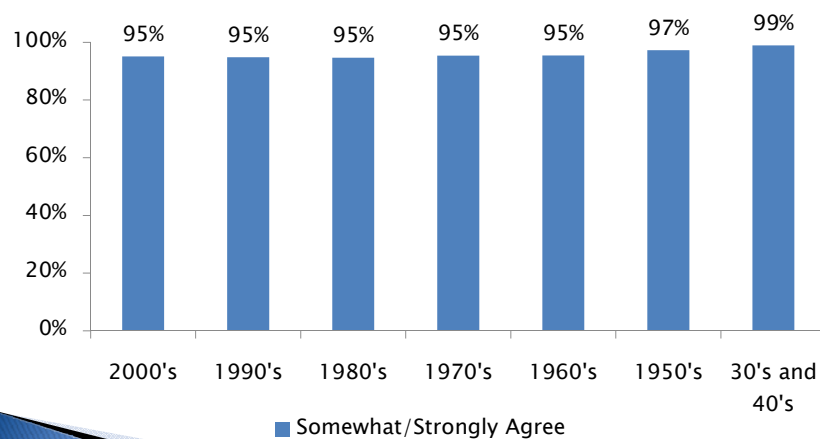
Post-Graduate Education and Careers

Percent enrolled in graduate or professional school since graduating from Carleton



29

Deciding to go to graduate school within 5 years after Carleton was a sound decision



30

Peer Comparison: What graduate/professional degrees have you earned or are working on? (1997-1999 classes only)

Degrees (includes multiples)	Carleton	Coed Colleges	Women's Colleges	Ivy Universities	Other Universities	Carleton Rank among peer groups
MA/MS/MFA etc.	30%	28%	35%	20%	21%	2
Other Professional Master's	11%	10%	11%	8%	5%	1
Law (LLB or JD)	10%	11%	10%	16%	11%	4
MBA	7%	10%	8%	16%	14%	5
Medical (MD)	6%	7%	5%	12%	12%	4
Other Master's	6%	7%	10%	5%	5%	3
PHD - Physical Sciences	6%	3%	1%	1%	2%	1
PHD - Biological Sciences	5%	3%	3%	3%	2%	1
PHD - Social Sciences	5%	4%	6%	3%	2%	2
PHD - Humanities/Arts	4%	3%	4%	3%	1%	1
Other Medical (DDS, DMD, DC, CDM, etc.)	2%	2%	3%	1%	2%	2
PHD - Other	2%	2%	2%	1%	1%	1
Master's Engineering	1%	1%	0%	2%	5%	3
PHD - Engineering/Applied Sciences	1%	1%	0%	1%	3%	2
PHD - Education	1%	1%	2%	1%	1%	2
No Response	24%	26%	22%	24%	30%	3

31

Academic Doctoral Degrees Earned by Carleton Graduates

by Discipline, 1966 to 2006 (Total known = 2,545)

Broad Discipline	#	%	Broad Discipline	#	%
Life Sciences	467	18.3%	Religion and Theology	44	1.7%
Humanities	455	17.9%	Business and Management	31	1.2%
Physical Sciences	425	16.7%	Communication and Librarianship	13	0.5%
Social Sciences	340	13.4%	Social Service Professions	7	0.3%
Psychology	202	7.9%	Other Non-sciences or Unknown Disciplines	3	0.1%
Geosciences	178	7.0%	Architecture and Environmental Design	1	0.0%
Education	145	5.7%	Law	1	0.0%
Math and Computer Sciences	112	4.4%			
Arts and Music	71	2.8%			
Engineering	50	2.0%			

National Science Foundation,
Survey of Earned Doctorates.

32

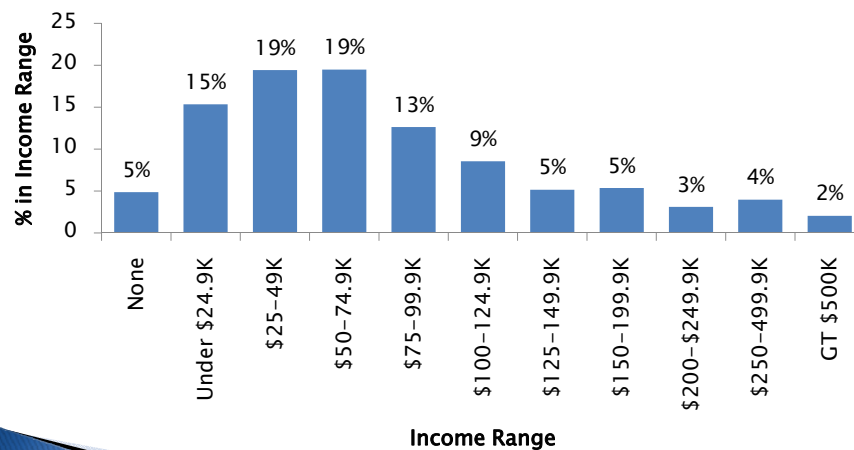
Categories of Alumni Employment — Alumni Database (68% report)

Broad Category	Count	% of all	Broad Category	Count	% of all
Education - Universities	2522	16.20%	Media/Entertainment	428	2.75%
Education - All other	1881	12.08%	Manufacturing	302	1.94%
Health Care/Medical	1524	9.79%	Retail/Wholesale Trade	300	1.93%
Other For-Profit Organization	1315	8.45%	Research Laboratory	264	1.70%
Government	1122	7.21%	Other Business Services	240	1.54%
Other Non-Profit	1072	6.89%	Publishing	200	1.28%
Legal	1027	6.60%	Other Personal Services	170	1.09%
Finance	612	3.93%	Insurance	167	1.07%
Consulting	547	3.51%	Social Services	154	0.99%
Computers/Information Systems	515	3.31%	Arts Organization	153	0.98%
Engineering/Architectural Services	138	0.89%	Real Estate	147	0.94%
Environmental Services	100	0.64%	Categories < 100 entries	666	4.28%

33

Personal Income – All Respondents

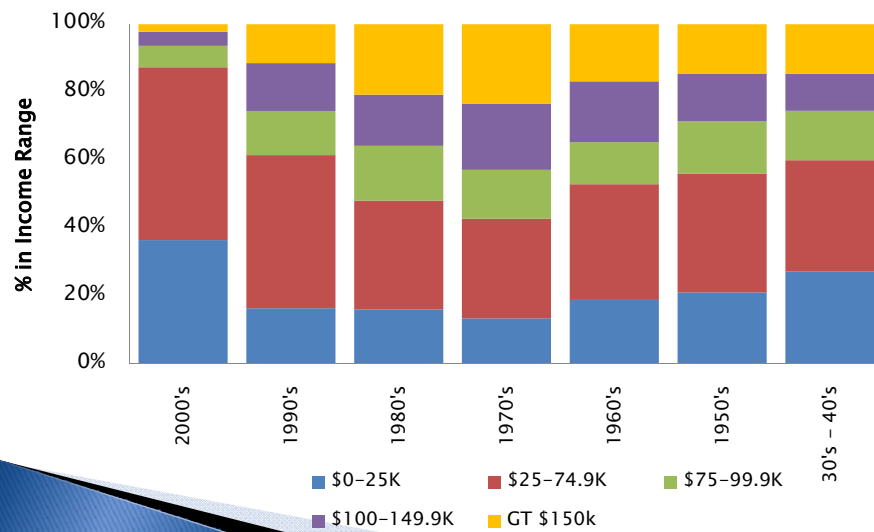
Self-Reported Personal Income Before Taxes



34

Personal Income by Class Decade

Self-Reported Personal Income Before Taxes



35

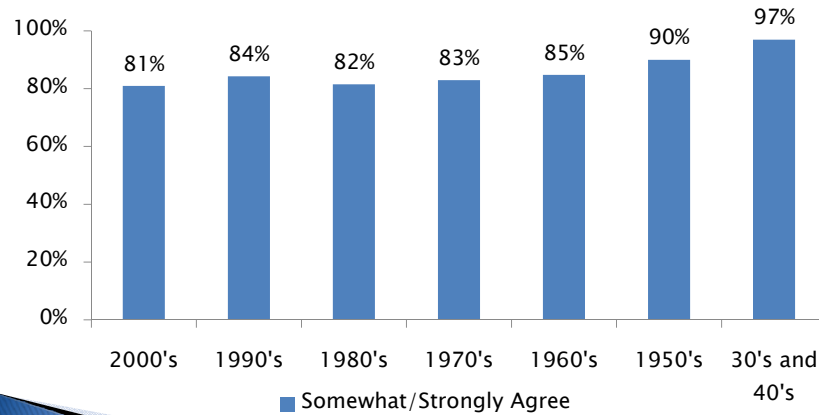
Alumni were asked to
indicate their level of
agreement with a variety of
topics

Strongly Disagree
Somewhat Disagree
Somewhat Agree
Strongly Agree

NA

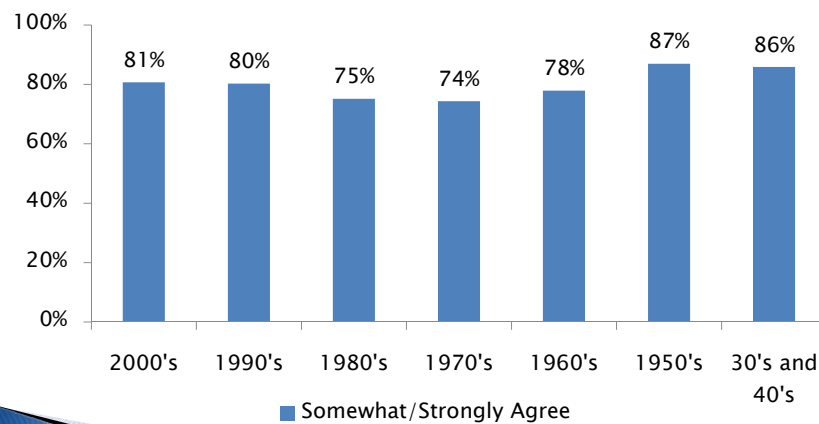
36

Carleton's national reputation has improved since I was an undergraduate



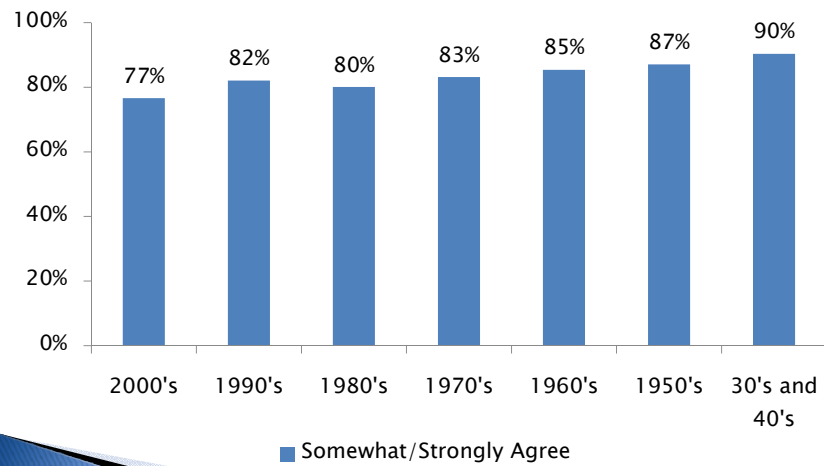
37

My Carleton connection has helped me in my further educational or career pursuits



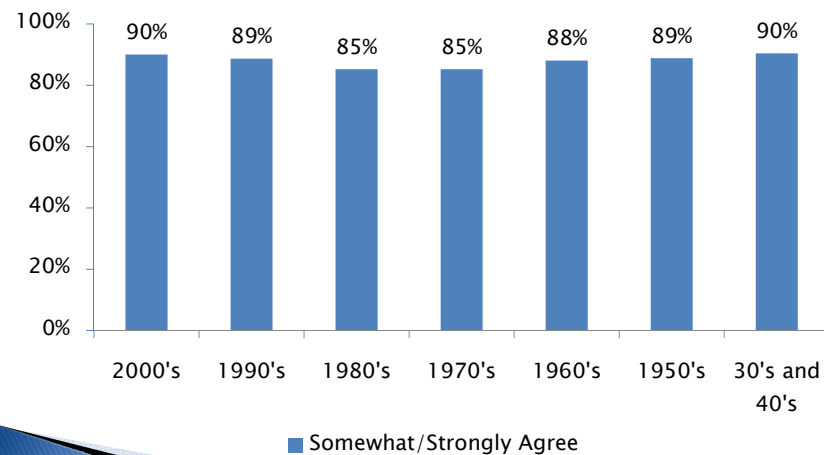
38

Carleton needs my financial support



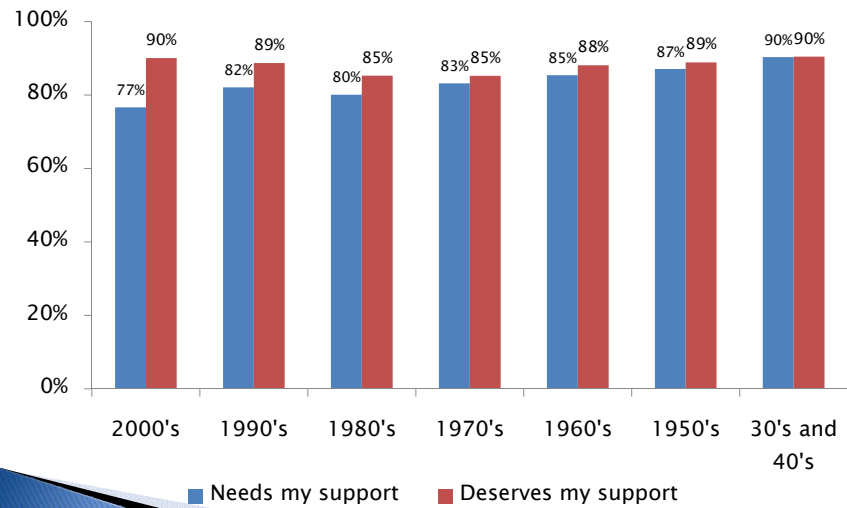
39

Carleton deserves my financial support



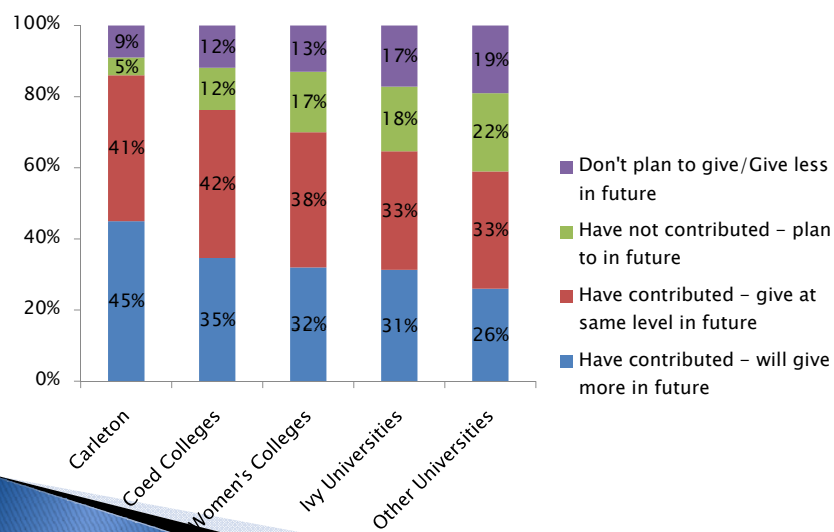
40

Carleton needs/deserves my support



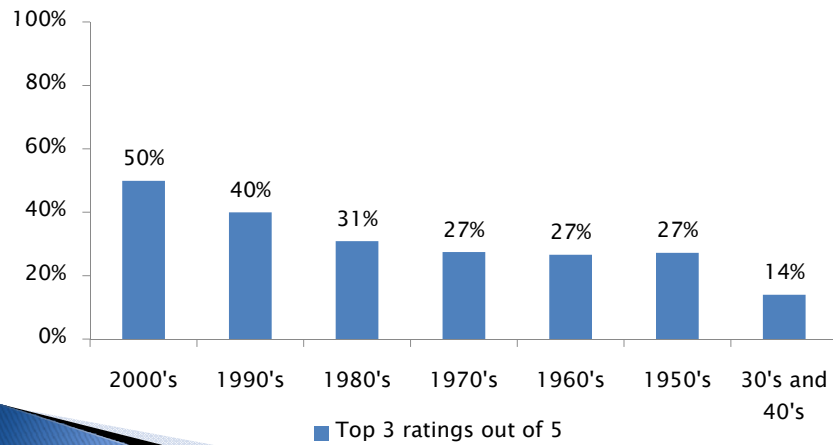
41

Financial Contributions Descriptions (1997-99 classes only)



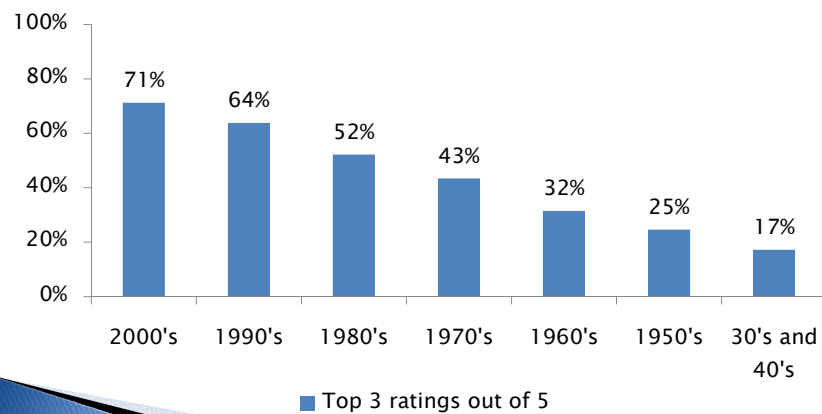
42

Alums indicate interest in volunteering for Carleton's alumni programs



43

Alums indicate interest in helping current students determine their career path



44

How would you change the emphasis Carleton places on the following aspects of undergraduate education?

Reduce a great deal
Reduce somewhat
Keep about the same
Increase somewhat
Increase a great deal

45

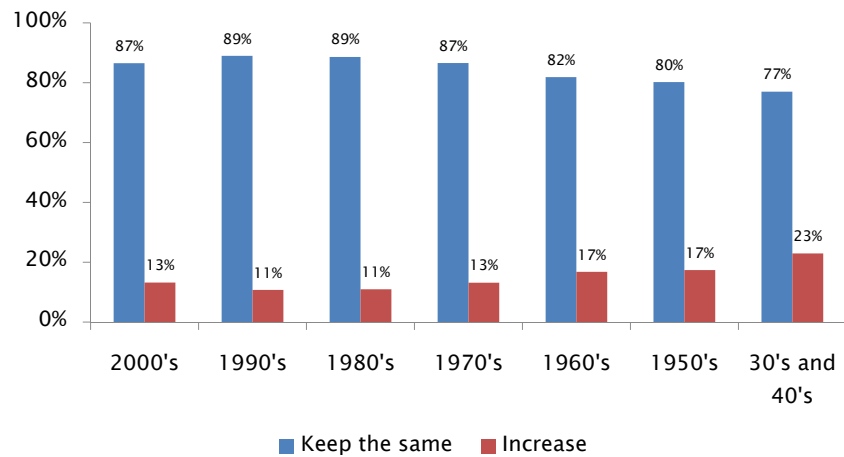
Keep about the same

» The emphasis Carleton places on:

Overall emphasis on teaching
A broad liberal arts education

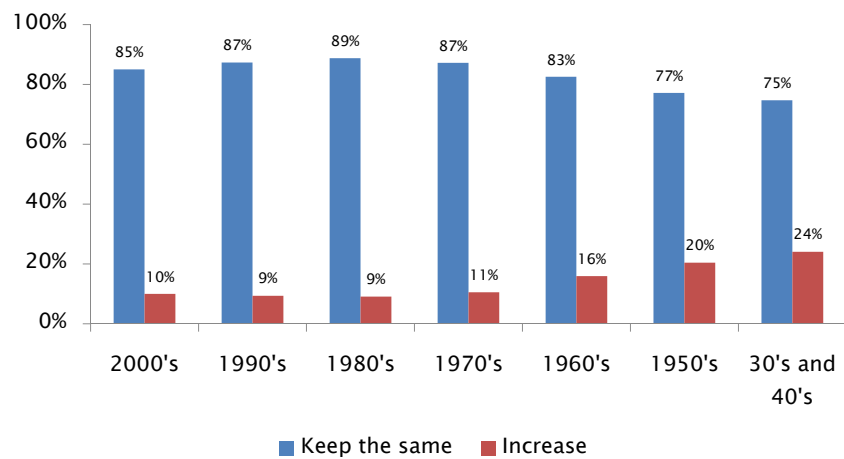
46

Overall emphasis on teaching



47

A broad liberal arts education



48

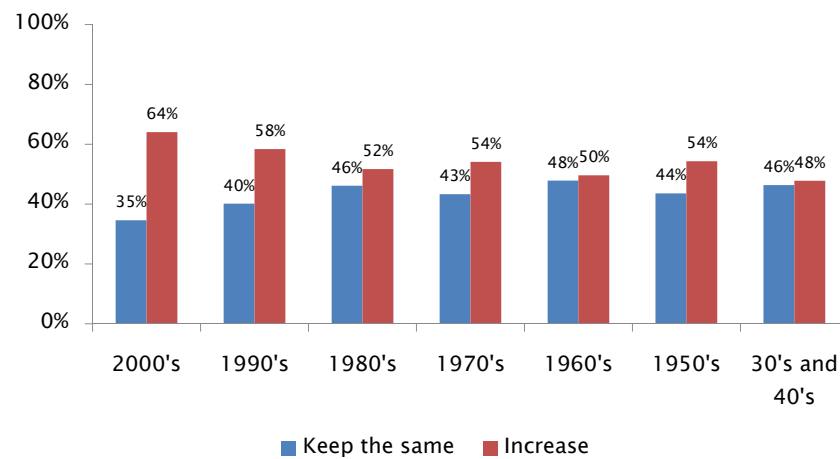
Increase

» The emphasis Carleton places on:

Fostering public service
Teaching leadership skills
Developing skills valuable in the workplace

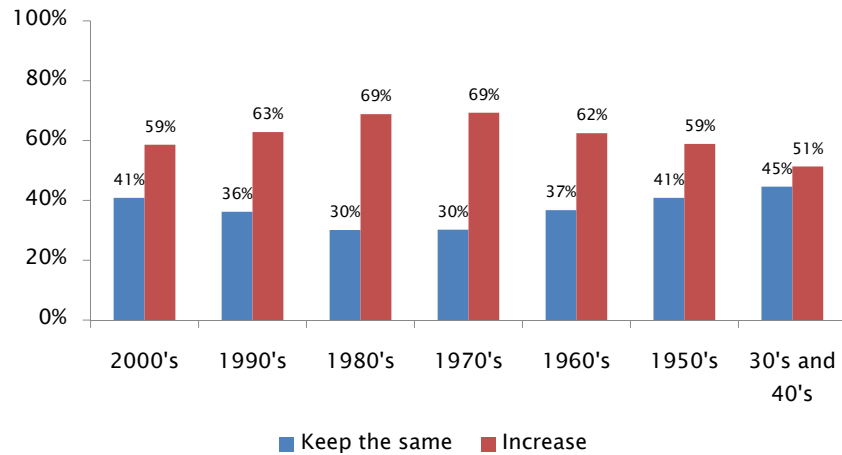
49

Developing skills valuable in the workplace



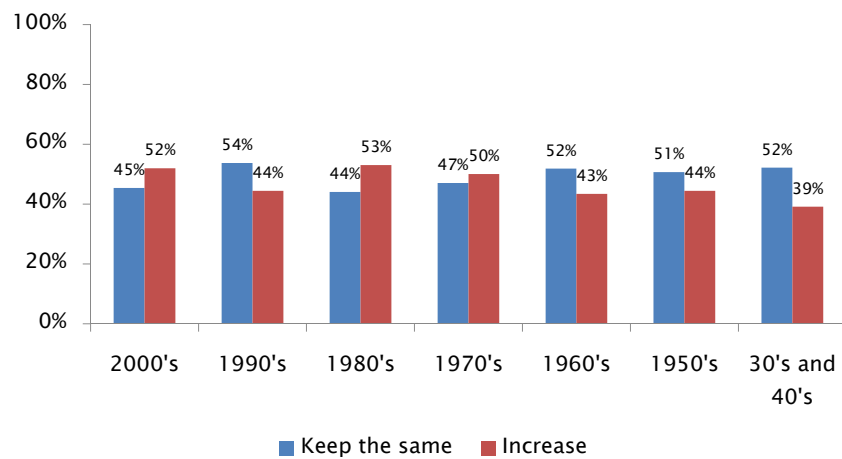
50

Teaching leadership skills



51

Fostering public service



52

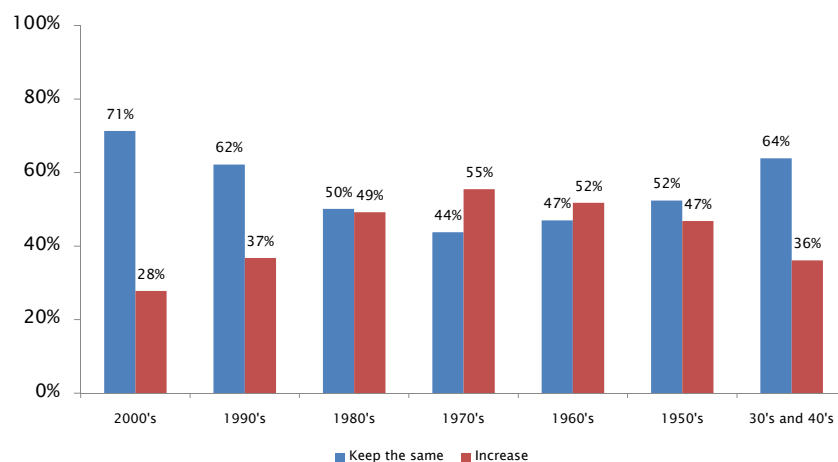
For the two most recent class decades: Keep the same

» The emphasis Carleton places on:

- Fostering teamwork and cooperation
- Teaching global awareness
- Promoting moral and ethical development
- Faculty-student contact outside class

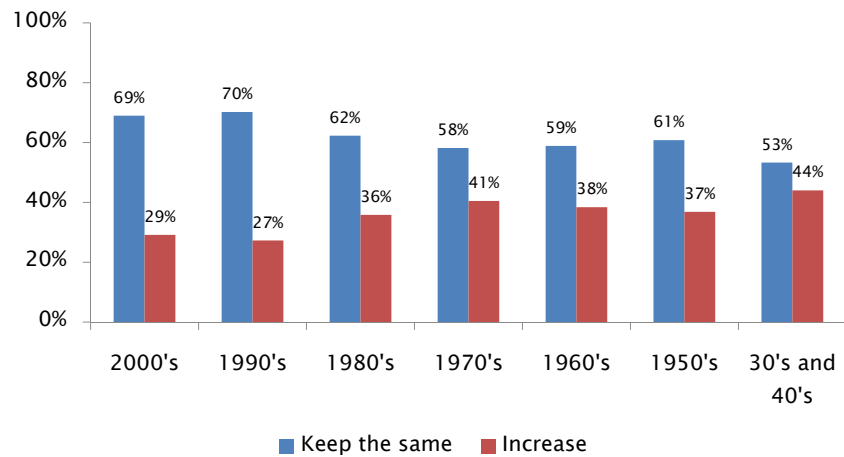
53

Fostering teamwork and cooperation



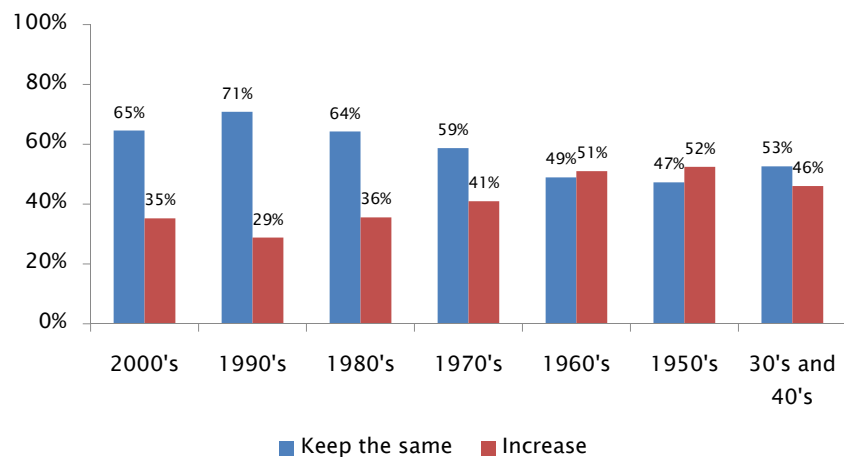
54

Promoting moral and ethical development



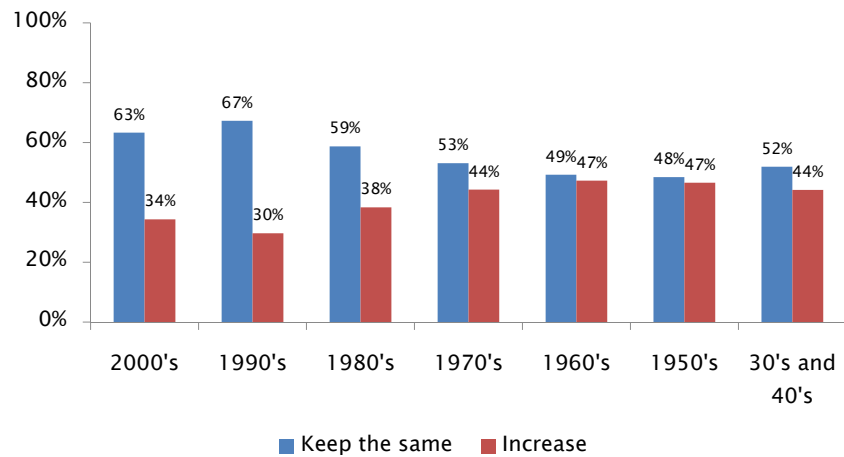
55

Faculty-student contact outside class



56

Teaching global awareness



57

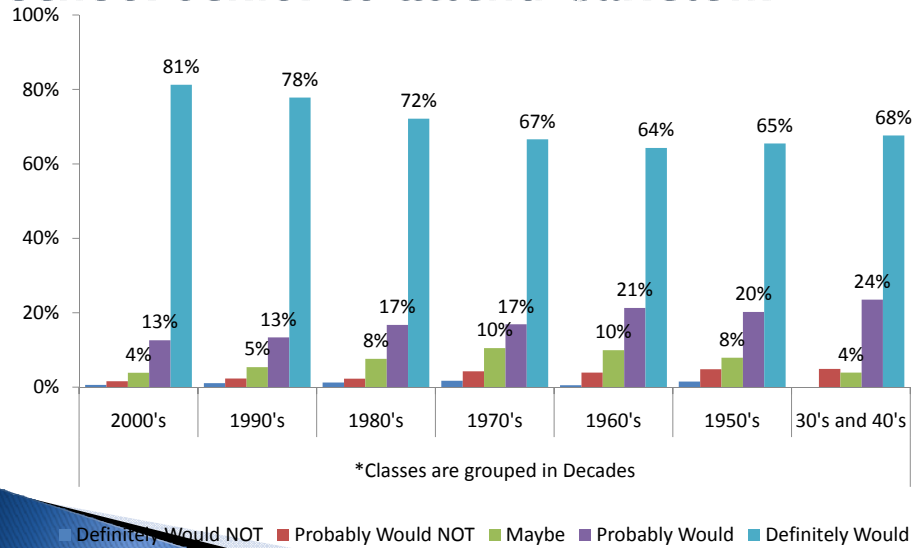
Overall Satisfaction

» Overall Satisfaction with undergraduate education

Would recommend a current HS senior to attend Carleton?

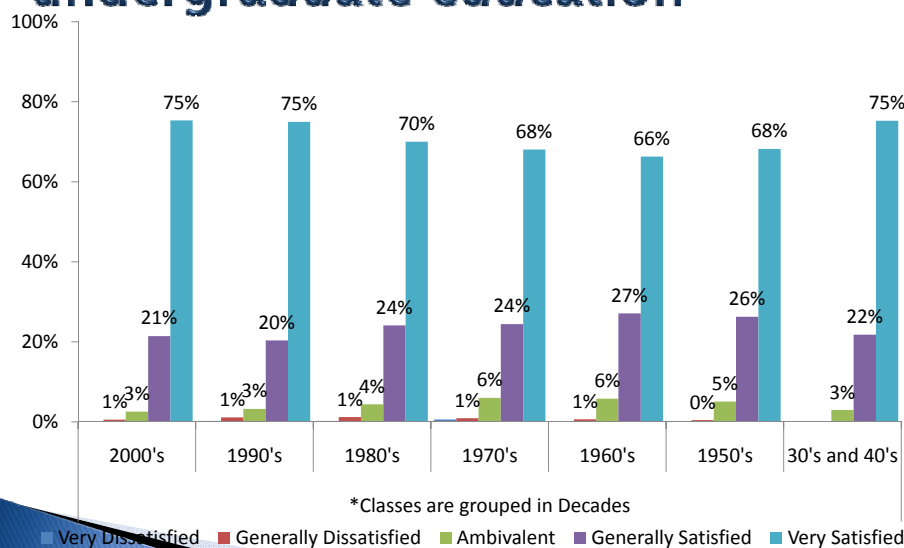
58

Would alums encourage a current high school senior to attend Carleton?



59

Overall satisfaction with their undergraduate education



60

